

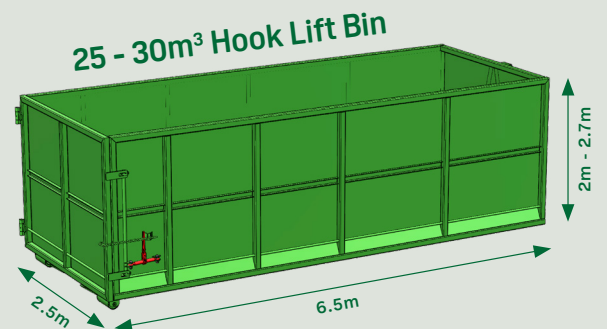
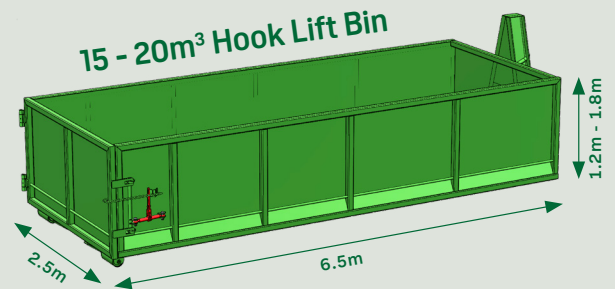
# WOOD WASTE BIN HIRE



reDirect Recycling offer a range of different sized bins. The bin is placed at your premises and collected on request when full or on a regular basis.

For more information please contact us on 1300 001 306 or [sales@redirectrecycling.com.au](mailto:sales@redirectrecycling.com.au)

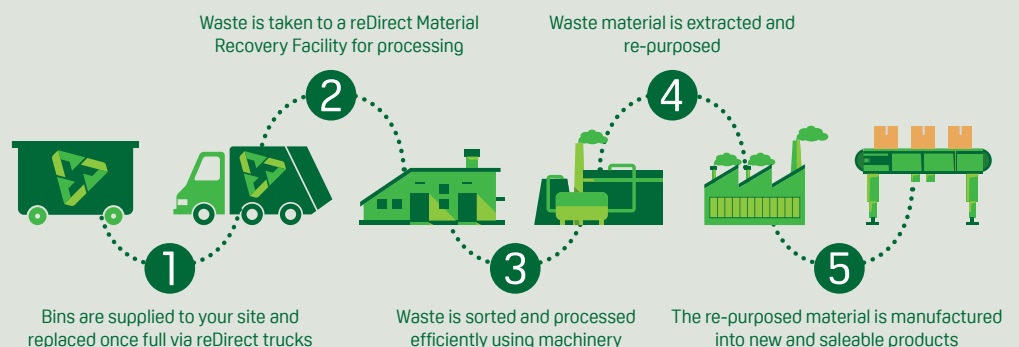
## Available Bin Sizes



Scan the QR code to request a quote

## Wood Waste Process Flow

reDirect Recycling conduct waste management from collection and transport to treatment of materials, with the aim to produce new products from old resources and return them to the market.





# ACCEPTABLE UWR INPUTS

Recovered Urban Wood Quality Control Plan



## Particleboard and Timber Offcuts



Raw and melamine coated edged particleboard offcuts



Laminated particleboard offcuts and genuine veneer particleboard



Raw and genuine veneer plywood offcuts



Formply offcuts

## Frame and Truss Offcuts



Bluepine (H2F) softwood offcuts and dockings  
Preservative code number indicates type of preservative used. Blue colour and H2F indicates envelope treatment.



Glulam and LVL offcuts



Untreated/unused, sawn timber softwood and hardwood offcuts, timber shavings


## Pallets and Crates



End of life pallets and dunnage



With light particleboard and/or EWP blocks



With plywood blocks



Heat treated



MB fumigated



Pallets and crates made from sawn timber and/or composite and plywood components